





















# Candice Drave

Name	Description	Duration
 <p>Prepare to Teach Creative Coding Through Games and Apps Completed on: 1/8/2018</p>		3 hours
 <p>Empower students to do more with Office 2016 Completed on: 1/8/2018</p>		1 hour
 <p>PDLN connect, communicate and collaborate Completed on: 1/8/2018</p>	This course is designed by PD Learning Network. Course highlights classrooms that have established norms for cooperation and collaboration and help kids to develop 21st century skills.	1 hour
 <p>Introduction to Cloud for Leaders Completed on: 12/27/2017</p>	This course is for anyone in leadership role who is not directly involved with managing or developing technology but is responsible for productivity and transformation. No IT or technical knowledge is required. This course has been created by Microsoft employees who use the Cloud every day.	0 hours
 <p>Step up to computer science Completed on: 12/27/2017</p>	Learn how to get started teaching a computer science class or even just integrating computer science into your curriculum.	1 hour
 <p>Accessibility tools: Meeting the needs of diverse learners Completed on: 12/27/2017</p>	After concluding the "inclusive classroom foundation" learning path, you will continue your road to understanding what an inclusive classroom and inclusive educator are, how to develop digitally literate learners, pedagogy and curriculum and how assistive technologies and accessibility tools can help you meet the needs of all of the learners in your classroom.	1 hour
 <p>Digital Inking with Surface Completed on: 12/27/2017</p>	The Digital Inking with Surface course shares ideas and strategies for using inking technology seamlessly with a classroom. Improving student retention and comprehension through note taking, sketching, annotating and doodling is discussed and the course highlights using a digital pen with math, coding and productivity applications.	1 hour








# Candice Drave

Name	Description	Duration
 <p>Become a Mystery Skype Master Completed on: 12/10/2017</p>	<p>Become an expert at Mystery Skype &amp; use this game to transform your classroom!</p>	<p>1 hour</p>
 <p>Skype collaborations Completed on: 12/10/2017</p>	<p>Skype collaborations can be an exciting way to open up unique learning opportunities for your students.</p>	<p>1 hour</p>
 <p>Virtual Field Trips with Skype in the Classroom Completed on: 12/10/2017</p>	<p>Learn about Skype in the Classroom Virtual Field Trips</p>	<p>1 hour</p>
 <p>Introduction to Skype in the Classroom Completed on: 12/10/2017</p>	<p>Learn how to connect your classroom to the world!</p>	<p>1 hour</p>
 <p>Office 365 Teacher Academy Completed on: 12/10/2017</p>	<p>Office 365 provides the right environment for better learning outcomes. In this learning path, educators will learn how to become more innovative with cloud-based tools, regardless of the device they use. In this course, learn how to use basic features of Office 365 including Microsoft Teams, OneNote, Sway, Microsoft Forms, Office Online and OneDrive.</p>	<p>12.1 hours</p>
 <p>Conclusion: Office 365 Teacher Academy Completed on: 12/10/2017</p>	<p>The last step in completing the Office 365 Teacher Academy Learning Path. Complete the assessment, and you will earn your badge!</p>	<p>0.2 hours</p>
 <p>Reimagine the Writing Process with Microsoft in Education Completed on: 12/10/2017</p>	<p>Successful writers are not born, they learn by doing. They develop, practice, reflect and grow. The writing process is being reimagined with tools like Minecraft, Word and OneNote. Join Microsoft Educators as they show you how teaching the writing process has evolved to fit every type of learner.</p>	<p>1 hour</p>







# Candice Drave

Name	Description	Duration
 <p>Training teachers to author accessible content Completed on: 12/10/2017</p>	<p>Everyone should have access to all educational materials in your classroom. This course will provide information on the importance of creating accessible documents, creating new and revising old Word, OneNote and PowerPoint documents so they are accessible to everyone. Translator and Office Lens as key tools for creating accessible content for all learners</p>	1 hour
 <p>Streamline efficiency with Office 365 apps Completed on: 12/10/2017</p>	<p>Office 365 provides the right environment for better learning outcomes. In this introduction to Office 365, educators will learn how to become more innovative with cloud-based tools, regardless of the device they use. This course is aimed at educators for whom Office 365 is relatively new and who are looking to implement solutions to classroom problems right away. With Office 365, educators will learn how to become more innovative with cloud-based tools, regardless of the device they use.</p>	1 hour
 <p>The Science of Gaming Completed on: 12/10/2017</p>		1 hour
 <p>Building Global Citizens Completed on: 12/10/2017</p>	<p>Take the challenge to help your students become global citizens!</p>	1 hour
 <p>Developing workforce ready skills in Office Online Completed on: 12/10/2017</p>	<p>Innovative educators are always working to improve their practices and "make what's next" in light of emerging educational trends and the latest technologies. With the ever-changing landscape of technology and careers, best practices require teachers to continually transform their lessons and their teaching methods to ensure their students are college and career ready. In this course you will learn how Office Online • aids educators in the creation of innovative lessons • allows students to collaborate • allows students to create products as if they were already in the workforce.</p>	1 hour
 <p>OneNote teacher academy Completed on: 12/7/2017</p>	<p>In this learning path,, you will be learn to navigate within the OneNote Windows 10 app structure, use OneNote tools effectively, create lesson plans, assessments, and learning activities using various tools in OneNote, create notebooks for student and teacher collaboration using OneNote Class Notebook, create notebooks for collaboration between the staff members using OneNote Staff Notebook.</p>	4.2 hours







# Candice Drave

Name	Description	Duration
 <p>Introduction to OneNote Teacher Academy Completed on: 12/7/2017</p>	<p>This is the last step in completing the Office 365 Teacher Academy Learning Path. Complete the assessment, and you will earn your badge!</p>	1 hour
 <p>MIE Trainer Academy Completed on: 12/6/2017</p>	<p>The Microsoft Innovative Educator (MIE) Trainer Academy is designed for teacher trainers and those who are responsible for training educators on the integration of technology in the classroom. The goal is to provide trainers exposure to the many Microsoft technologies and resources that support student-centered learning based on authentic problems and projects while aligning to 21st Century Skills, NETS-S and Common Core Standards.</p>	11.6 hours
 <p>MIE Trainer: Trainer Academy Completed on: 12/6/2017</p>	<p>The Microsoft Innovative Educator (MIE) Trainer Academy is designed for teacher trainers and people responsible for training educators on the integration of technology in the classroom. This course gives an overview of the MIE Trainer program, program details, and the steps for becoming an MIE Trainer or MIE Master trainer.</p>	1.3 hours
 <p>Experience Bing for education Completed on: 12/6/2017</p>	<p>In this course, you will learn about safe search, discover free lesson plans provided by Bing, learn how to improve your search skills, find out about Bing has Answers and Bing Pulse. To successfully complete this course, you must pass the assessment with at least 80% of the questions answered correctly.</p>	1 hour
 <p>Windows 10 for education Completed on: 12/6/2017</p>	<p>Create a world of tomorrow in your classroom with easy to set up devices and apps, amazingly integrated tools for learning, and features that engage all types of learners. This course will review the best of Windows 10 for education. Educators completing this module will feel comfortable getting started with Windows 10, using universal apps, inking and interacting with various types of content, and setting up new classroom devices.</p>	1 hour
 <p>OneNote Staff Notebook: Tools for staff collaboration Completed on: 12/6/2017</p>	<p>Collaborate with colleagues or staff using OneNote. OneNote Staff Notebooks have a personal workspace for every staff member or teacher, a content library for shared information, and a collaboration space for everyone to work together.</p>	0.8 hours
 <p>Windows 10 and Classroom Agility Completed on: 12/6/2017</p>	<p>In this course you will learn the definition of classroom agility, what it looks like, and how the simple process of wireless display also opens up opportunities to interact with your students in ways that are only possible with Windows 10 and ScreenBeam.</p>	0.5 hours

# Candice Drave

Name	Description	Duration
 <p>OneNote Class Notebook: A teacher's all-in-one notebook for students</p> <p>Completed on: 12/6/2017</p>	<p>OneNote Class Notebook is platform for teachers to prepare instructional material and collaborate with students. Create a Class Notebook and build instructional content to use with students.</p>	1.6 hours
 <p>Teach Student-Led Computer Science Advocacy</p> <p>Completed on: 12/6/2017</p>	<p>Complete this course to learn how to lead students toward becoming advocates for expanded access to computer science. Even if you've never been an advocate before, you can learn to teach students how to become advocates for their computer science interest.</p>	1 hour
 <p>Microsoft in Education</p> <p>Completed on: 12/6/2017</p>	<p>The Microsoft in Education learning path is a set of introductory courses to get you started on our suite of Microsoft tools for teaching and learning.</p>	0 hours
 <p>Create authentic assessments with Microsoft Forms</p> <p>Completed on: 12/6/2017</p>	<p>Use Microsoft Forms for surveys, quizzes, and polls in classes to increase student engagement and voice. Office 365 helps streamline and save time managing learning assessments with Forms in Teams and OneNote. Excel can extend analytics on Forms data.</p>	0.9 hours
 <p>Introduction to Microsoft Teams – the digital hub for educators and students</p> <p>Completed on: 12/6/2017</p>	<p>Microsoft Teams is a digital hub that brings conversations, content, and apps together in one place. Educators can create collaborative classrooms, connect in Professional Learning Communities, and communicate with school staff all from a single experience in Office 365 for Education. This course will provide educators with the necessary steps for getting up and running with Microsoft Teams.</p>	0.8 hours
 <p>Windows 10 Anniversary Update</p> <p>Completed on: 12/6/2017</p>	<p>In this course, you will learn about the different ways Windows 10 Anniversary Update can enhance teaching and learning by providing ways for teachers to utilize technology in more interesting and dynamic ways. Windows 10 also puts the power of learning in the hands of students - creating more opportunities to create, collaborate and show their learning in a variety of ways.</p>	1 hour






# Candice Drave

Name	Description	Duration
 <p>Get started with OneNote Completed on: 12/6/2017</p>	<p>Make learning more powerful and dynamic with Microsoft OneNote digital notebooks. Use OneNote to compile and organize information, research, and content; support research, collaboration, note taking, journaling, and reflection.</p>	0.8 hours
 <p>How to Infuse Computational Thinking in your Teaching with Maker Challenges Completed on: 12/6/2017</p>	<p>Learn how to run your own Maker Challenge with this course and earn 500 points!</p>	1 hour
 <p>Amplifying Student Voice Completed on: 12/3/2017</p>	<p>Amplifying Student Voice -course will explore the critical role of student voice in transforming your students, classroom, school, and community through building confidence, respect, and empowerment. It further looks at designing learning environments that encourage students to share their perspectives, experiences, and cultural backgrounds as illuminated by contemporary research, integration strategies, and authentic classroom stories. Three innovative platforms to amplifying and democratizing student voice in the modern classroom are being studied: Skype in the Classroom, Flipgrid, and Sway.</p>	1 hour
 <p>Teaching Gender Equality via Skype in the Classroom Completed on: 12/3/2017</p>		1.5 hours
 <p>Teaching with Technology (basics): Lesson 4 - Part 3: Summary &amp; Quiz Completed on: 12/3/2017</p>		0.1 hours
 <p>Teaching with Technology (basics): Lesson 4 - Part 2: Assessing, Coordinating &amp; Collaborating Completed on: 12/3/2017</p>		0.3 hours

# Candice Drave







Name	Description	Duration
	Teaching with Technology (basics): Lesson 4 - Part 1: Beyond Teaching, Planning & Keeping Record  Completed on: 12/3/2017	0.3 hours
	Teaching with Technology (basics): Lesson 3 - Part 3: Summary & Quiz  Completed on: 12/3/2017	0.1 hours
	Teaching with Technology (basics): Lesson 2 - Part 3: Summary & Quiz  Completed on: 12/3/2017	0.1 hours
	Teaching with Technology (basics): Lesson 1 - Part 4: Summary & Quiz  Completed on: 12/3/2017	0.1 hours
	Technology Enriched Instruction  Completed on: 12/3/2017	3 hours

# Candice Drave






Name	Description	Duration
 <p>21st Century Learning Design Completed on: 12/2/2017</p>	<p>21st Century Learning Design (21CLD) for Educators is a collection of 8 courses with 4-6 lessons in each course. This learning path provides teachers with clear and practical ways to develop 21st skills using digital technologies with their students. Through a collection of Office Mix Lessons, 21st Century Learning Design for Educators builds on the research methodology providing a collaborative, practice-based process to help educators transform how they design enriching learning activities for their students. The complete series of 8 courses consists of 20 hours of Office Mix Lessons, video and self-assessment materials. Educators have the opportunity to actively participate in the course by sharing their materials and by engaging in ongoing discussion as part of a community of learners.</p>	20 hours
 <p>21st century learning design: Course 8 - embedding 21CLD in practice Completed on: 12/2/2017</p>	<p>This course will provide you with practical activities where you can reflect on your practice and on the practice of other teachers. This self-reflection and observation ensures that you can continue to enhance your professional practice using ICT, in order to develop your students' 21st century skills.</p>	1 hour
 <p>21st century learning design: Course 6 – real-world problem-solving and innovation Completed on: 12/1/2017</p>	<p>This course defines what we mean by problem-solving and the dimensions that should be present in such activities. Learn how to provide your students with opportunities to engage in real world problems and to apply their solutions or ideas in practice. To successfully complete this course, you must pass the assessment by answering at least 80% of the questions correctly.</p>	3 hours
 <p>21st century learning design: Course 3 - skilled communication Completed on: 12/1/2017</p>	<p>This course introduces the concept of skilled communication and supports teachers to design learning activities where young people can develop this important skill. To successfully complete this course, you must pass the assessment by answering at least 80% of the questions correctly.</p>	3 hours
 <p>21st century learning design: Course 1 - introducing 21CLD Completed on: 12/1/2017</p>	<p>This course gives an overview of the key 21st century skills of; collaboration, knowledge construction, self-regulation, problem-solving and innovation, information and communications technology (ICT) for learning, and skilled communication. It explores what learning looks like in the 21st century and how innovative teaching practices can support student learning to develop these skills. To successfully complete this course, you must pass the assessment by answering at least 80% of the questions correctly.</p>	1 hour








# Candice Drave

Name	Description	Duration
 <p>21st century learning design: Course 7 - use of ICT for learning</p> <p>Completed on: 12/1/2017</p>	<p>Information and communication technologies (ICT) have become commonplace in all aspects of life, including education. The use of ICT in education all too often supports the consumption of information and ideas. This course highlights the need to use ICT to transform learning experiences and to create and design new information. To successfully complete this course, you must pass the assessment by answering at least 80% of the questions correctly.</p>	3 hours
 <p>21st century learning design: Course 5 - self-regulation</p> <p>Completed on: 12/1/2017</p>	<p>This course introduces you to the idea of self-regulation and the dimensions of working on long-term projects, students planning their own work and providing opportunities to revise work based on feedback. To successfully complete this course, you must pass the assessment by answering at least 80% of the questions correctly.</p>	3 hours
 <p>21st century learning design: Course 2 - collaboration</p> <p>Completed on: 12/1/2017</p>	<p>This course explores the broader meaning of collaboration, and your understanding of it. You will learn to design lessons in which students can develop collaboration skills. You will be introduced to the dimensions of collaboration and learn to identify when lessons contain these dimensions. To successfully complete this course, you must pass the assessment by answering at least 80% of the questions correctly.</p>	3 hours
 <p>Working with Digital Storytelling in the STEM-subjects through silent videos</p> <p>Completed on: 11/30/2017</p>	<p>This course will give you a deeper understanding of why digital storytelling is beneficial for learning and how you could use silent videos created in the Sensavis Win 10 app to make learning in STEM subjects more accessible, fun and exciting for all students.</p>	0.8 hours
 <p>Introduction to Sway</p> <p>Completed on: 11/30/2017</p>		0 hours
 <p>Microsoft in the Classroom final assessment</p> <p>Completed on: 11/29/2017</p>		0 hours

# Candice Drave

Name	Description	Duration
 <p>21st century learning design: Course 4 - knowledge construction</p> <p>Completed on: 11/29/2017</p>	<p>This course introduces you to the dimensions of Knowledge Construction so that students can build deep knowledge that they can transfer and apply in practice. To successfully complete this course, you must pass the assessment by answering at least 80% of the questions correctly.</p>	3 hours
 <p>Creating a digitally inclusive learning community</p> <p>Completed on: 11/27/2017</p>	<p>In a world where everything (from banking to benefits, shopping to government services) is online, it is essential that schools create a digitally rich learning environment that supports the needs of every learner. Achievement for All is a leading educational charity that enables all children and young people to succeed regardless of background, challenge or need. In a partnership with Microsoft, we offer a learning path that will create a more digitally inclusive school community, unlocking progress and achievement for all children.</p>	0 hours
 <p>Assistive Technologies</p> <p>Completed on: 11/27/2017</p>	<p>This course brings together the thinking promoted within the "Creating a Digitally Inclusive Learning Community" pathway including understanding the social model for disability and the principals of universal design, looking from the perspective and perceptions of a learner, case studies of effective practice and tips for safeguarding young people with special education needs when using web-based technologies.</p>	1 hour
 <p>Introduction to Inclusive Digital Literacy</p> <p>Completed on: 11/27/2017</p>	<p>How can we equip every young person (especially those with special education needs and disabilities) to be digitally literate in a world where government, banking, insurance, shopping is all on-line... as well as much of our social and leisure lives too? This course attempts to set the scene for your education setting's development of digital literacy, whatever your starting point.</p>	1 hour
 <p>The inclusive educator</p> <p>Completed on: 11/27/2017</p>	<p>Welcome to the Inclusive Educator Learning Path. The materials presented here have been developed in a partnership between Microsoft and the UK-based education charity Achievement for All (<a href="https://afaeducation.org/">https://afaeducation.org/</a>) The learning path includes courses that emphasize the importance of building and providing accessible content, to empower students to access the content in the way that best meets their needs and to provide personalized learning experiences. The courses in this specialization will prepare teachers to meet the needs of all learners in the classroom.</p>	1 hour

# Candice Drave

Name	Description	Duration
 <p>Teaching Sustainable Development Goals Completed on: 11/27/2017</p>	<p>This short course is for educators and all those who would like to teach children and young people about the Sustainable Development Goals, commonly known as the Global Goals. It is intended to support the teaching of the World's Largest Lesson and all other efforts to educate and engage children and young people so that they support the Sustainable Development Goals and want to turn their support into action.</p>	1 hour
 <p>Teaching Sustainable Development Goals Completed on: 11/27/2017</p>	<p>This short course is for educators and all those who would like to teach children and young people about the Sustainable Development Goals, commonly known as the Global Goals. It is intended to support the teaching of the World's Largest Lesson and all other efforts to educate and engage children and young people so that they support the Sustainable Development Goals and want to turn their support into action.</p>	1 hour
 <p>Digital Citizenship Completed on: 11/27/2017</p>	<p>In this course, gain access to the Digital Citizenship educator toolkit and OneNote notebook. The toolkit comes with lessons and resources for your classroom so that you can teach digital citizenship. Once you have gone through the materials (found in the 2nd module of the course), take the quiz to earn your badge!</p>	0.5 hours
 <p>Teacher academy: Windows 10 Completed on: 11/26/2017</p>	<p>At the end of this course, you will be able to navigate, organize and customize the desktop in Windows 10, work with basic features of Windows 10 like Universal apps, pinning and unpinning apps to the taskbar and the Start menu for personalization, •Use different features of Microsoft Edge, like making a Web Note and using the Hub, access and customize built-in Universal apps, create, save and share files using OneDrive and OneNote, use Multi doing and Multiple desktops features of Windows 10 effectively. (Note: This course was created in October 2015, any changes to the interface since that time are not reflected in this course)</p>	3 hours
 <p>Teacher academy: OneNote, the ultimate collaboration tool Completed on: 11/26/2017</p>	<p>In this course, you will be learn to navigate within the OneNote structure, use OneNote tools effectively, create lesson plans, assessments, and learning activities using various tools in OneNote, create notebooks for student and teacher collaboration using OneNote Class Notebook, create notebooks for collaboration between the staff members using OneNote Staff Notebook. To successfully complete this course, you must pass the assessment at the end with 80% of the questions answered correctly.</p>	3 hours